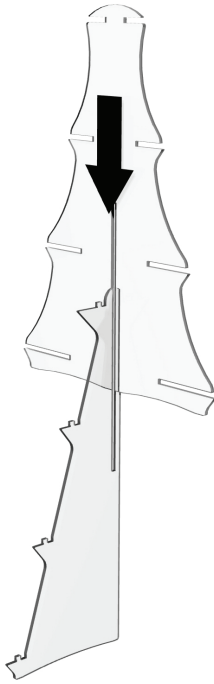
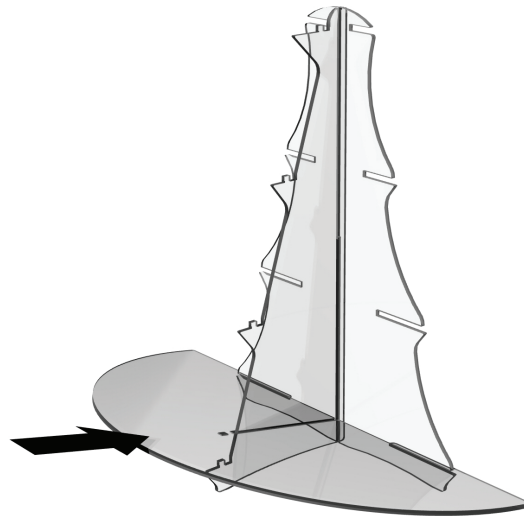


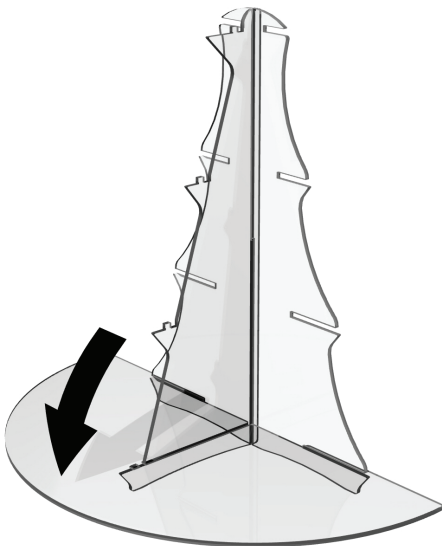
4TIERHC Assembly Instructions



1. Slide the back piece and center piece together so it sits level.



2. Starting with the bottom shelf, slide the tabs into the slots on the back piece.



3. Then push down (gently) so the square hole and square tab fit into one another.



4. Repeat steps 2 & 3 for the remaining selves. Enjoy!